

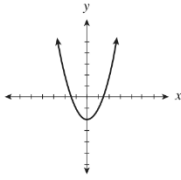
Quiz 4 Name: _____

1. Which of the following lines have a negative slope?

I.	$y + 3 = 0$
II.	$2x + y = 6$
III.	$(y + 2) = -4(x - 5)$

- A. II only
- B. III only
- C. I and III only
- D. II and III only

2. Which of the following relations are also functions?

I.	$\{(0, 2), (1, 4), (3, 6), (4, 5), (4, 3), (7, -8)\}$
II.	$y = 2x + 5$
III.	The output is 6 more than half the input.
IV.	

- A. I only
- B. I and IV only
- C. II and III only
- D. II, III and IV only

3. Which of the following statements are true for $2x + 3y = 6$?

I.	The y-intercept is -2 .
II.	The line is parallel to $y = 2x$.
III.	The slope-intercept form of the line is $y = \frac{2}{3}x + 2$.
IV.	The range is all real numbers.

- A. IV only
- B. I and II only
- C. I and IV only
- D. III and IV only

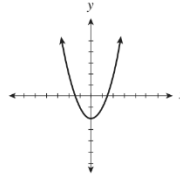
Quiz 4 Name: _____

1. Which of the following lines have a negative slope?

I.	$y + 3 = 0$
II.	$2x + y = 6$
III.	$(y + 2) = -4(x - 5)$

- A. II only
- B. III only
- C. I and III only
- D. II and III only

2. Which of the following relations are also functions?

I.	$\{(0, 2), (1, 4), (3, 6), (4, 5), (4, 3), (7, -8)\}$
II.	$y = 2x + 5$
III.	The output is 6 more than half the input.
IV.	

- A. I only
- B. I and IV only
- C. II and III only
- D. II, III and IV only

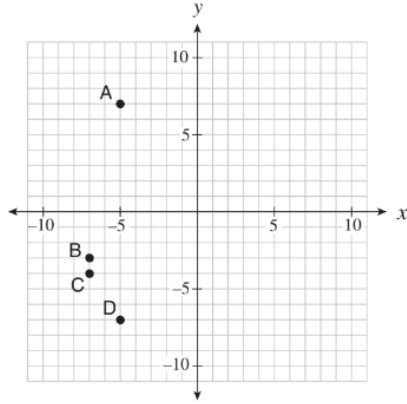
3. Which of the following statements are true for $2x + 3y = 6$?

I.	The y-intercept is -2 .
II.	The line is parallel to $y = 2x$.
III.	The slope-intercept form of the line is $y = \frac{2}{3}x + 2$.
IV.	The range is all real numbers.

- A. IV only
- B. I and II only
- C. I and IV only
- D. III and IV only

Determine the slope-intercept form of the line that passes through the point $(-4, 3)$ and is parallel to the line segment that joins $A(-1, -5)$ and $B(-3, 1)$.

- A. $y = -3x - 9$
- B. $y = -3x + 5$
- C. $y = -3x + 15$
- D. $y = 3x + 15$

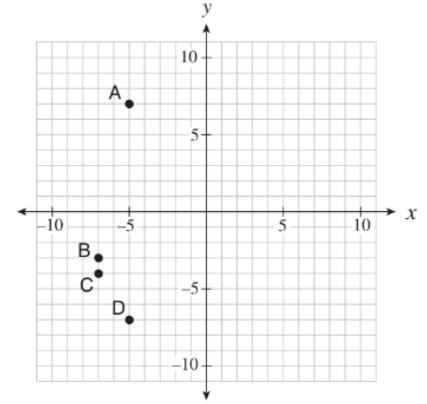


The line $y - 2 = \frac{1}{2}(x - 5)$ passes through which point on the graph?

- A. A
- B. B
- C. C
- D. D

Determine the slope-intercept form of the line that passes through the point $(-4, 3)$ and is parallel to the line segment that joins $A(-1, -5)$ and $B(-3, 1)$.

- A. $y = -3x - 9$
- B. $y = -3x + 5$
- C. $y = -3x + 15$
- D. $y = 3x + 15$



The line $y - 2 = \frac{1}{2}(x - 5)$ passes through which point on the graph?

- A. A
- B. B
- C. C
- D. D

Today's Topic:

Which of the following expressions is a factor of $x^2 - 8x - 20$?

- A. $x - 2$
- B. $x - 4$
- C. $x - 5$
- D. $x - 10$

Today's Topic:

Which of the following expressions is a factor of $x^2 - 8x - 20$?

- A. $x - 2$
- B. $x - 4$
- C. $x - 5$
- D. $x - 10$